

Interia

Creating Work[ing] Spaces



Pulse Range

Adjustable Sit / Stand Workstation

4 - 6 Week Lead Time

Pulse

The Pulse Sit / Stand Range is ideal for the workspace that insists on providing the ultimate employee experience to allow them to work at their true potential. Employees can set the desk to the optimum ergonomic position.

To minimise sedentary behaviour, the system allows staff to alternate their working position between sitting and standing. The range can be finished in myriads of colours options and can be combined with several screen, storage & soft wiring options to create a tailored solution.

Features

- Round or Rectangular Leg Profile
- Colour - White / Black
- Choice of any Laminex or Polytec commercial ranges for desktop colours. Other colours available on request.
- Australian Made, PEFC™ Certified Desktop
- SEDEX® Certified Desktop Manufacturer who partners with Carbon Neutral by offsetting emissions
- Screens - 12mm PET Screen 1190 / 1390w x 390h
- Data - Edge Cable Access Scalops
- Dual Motors With 3 Stage Telescopic Lifting Column
- Height Adjustment - 640–1290mm
- Pre Set Height Controller
- Speed: 40mm/s
- 150kg Max Loading Capacity (Per Desk)

Sample Configurations

- Single
- B2B with bridge cable duct
- 3 Way workstation
- Corner workstation



Standard Desktop Size

- 1500w x 750d
- 1800w x 750d
- 1600w x 750d

Desktop Type



Standard




Scolloped




Cut Outs


Standard Desktop Colour Options



Polar White



White 200



Oyster Grey



Greystone



Curly Birch



Elegant Oak



Select Beech

**full Laminex and Polytec range also available

Controller

- Preset controller with 3 heights available
- Digital display
- USB-A/C fast charging
- Both TYPE C and USD fast charge





CONTACT

1300 784 814
sales@interia.com.au

Showroom
Old Cloisters Building
200 St. Georges Terrace,
Perth WA 6000

Head Office
21 - 25 Chisholm Crescent,
Kewdale WA 6105

Connect with us
on social media!