

# XENA RANGE

DESKS & WORKSTATIONS



Int<sup>er</sup>ia



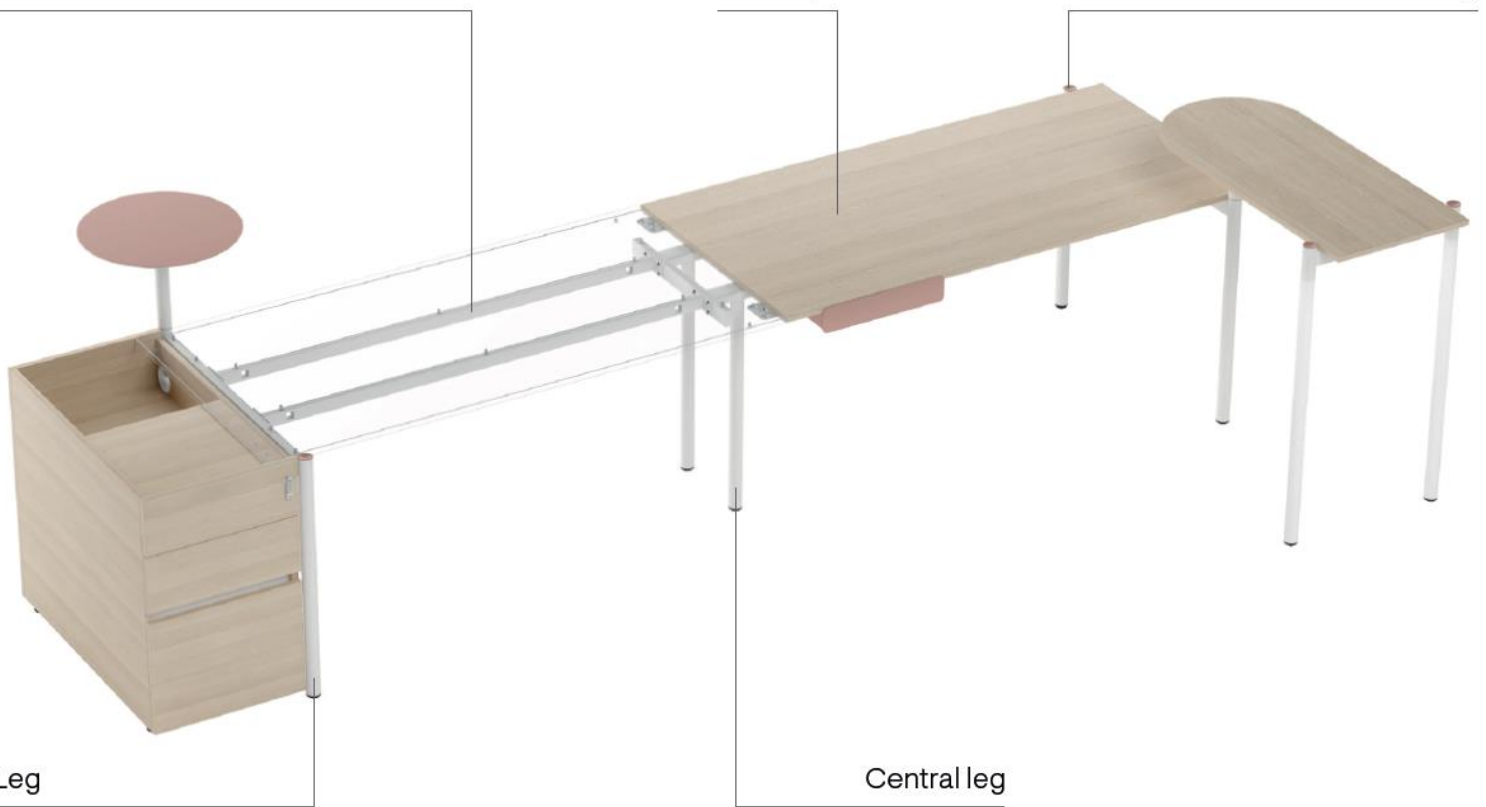
# XENA RANGE



Metal beam

Desktop

Plug



Leg

Central leg

# XENA RANGE

XENA is an inspiring and flexible desk system featuring distinctive design with carefully selected and colourful accessories that will help you create workplaces with a unique character.

“

*I want to discover new forms and bring more colors to a modern office.”*

European Designer:  
Paolo Pampanoni



# SHELVING OPTIONS

Bicoloured metal shelves create a distinctive and stylish look. Shelves of varying forms can be combined with each other and into higher compositions.



Side shelves are longer than others and attached to two (or even three at once) table legs;

They will add an elegant touch to a desk or bench desks.



Curved shelves differ not only in width, but also in height and can therefore be attached one over another.

They will provide extra space for your items whilst also creating more privacy.



A round shelf is a playful detail that can additionally be used as a small table due to its size.






# ACCESSORIES

## Convenient power solutions

Exceptional power units blend in the whole design concept perfectly due to the choice of metal colour and rounded forms.


The power unit can be mounted on or under the desk for convenient and quick access to electricity.



## Storage Options

Minimalist drawers with a PET felt lining.

All the accessories maintain the continuity of metal colour combinations and functionality.





# ACCESSORIES

## Adaptable Extension Table

Extend your desk possibilities with a rotatable extension table that can be used for both temporary work while standing and short meetings due to its larger height.





# XENA MEET



XENA MEET tables are available with square or rounded edges. Depending on the chosen desk size, four to six people can comfortably collaborate at a desk.

You can easily adjust XENA MEET tables to your changing needs and the size of your team. With supplementary units, you can extend a meeting table and set up to 20 workplaces.



# THOUGHTFUL DESIGN

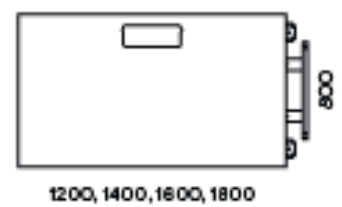

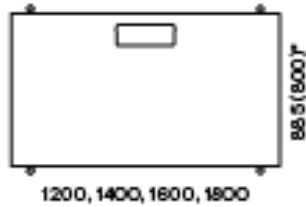
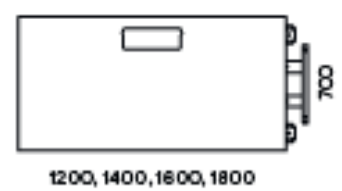

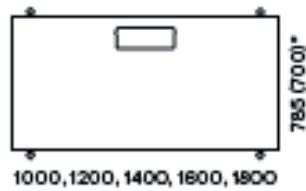



# SPECIFICATIONS

## Desks

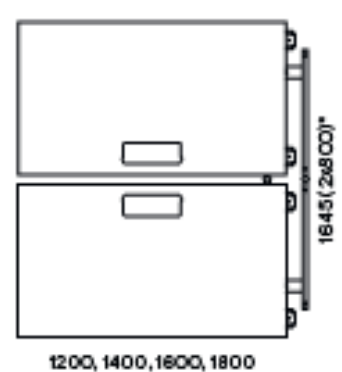
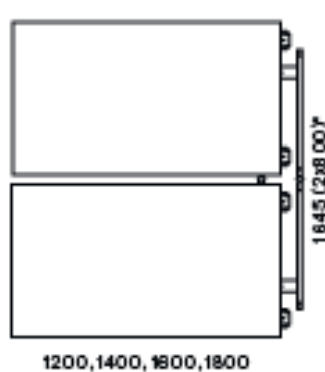
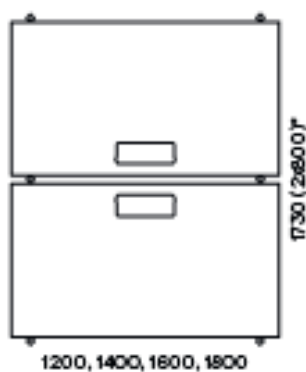

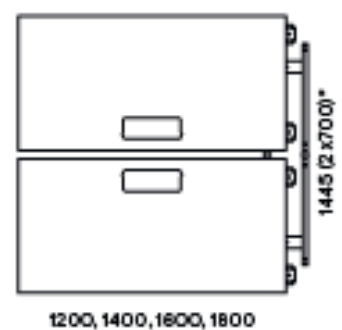
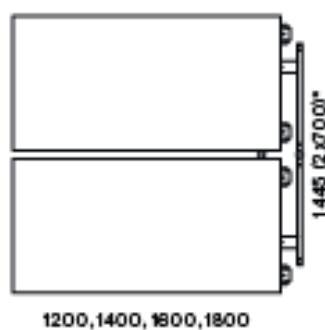
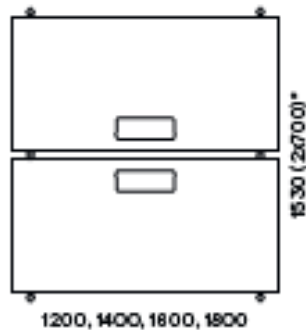



## Supplementary units



## 2-desk benches

## Supplementary units



# SPECIFICATIONS

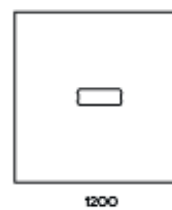
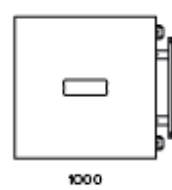
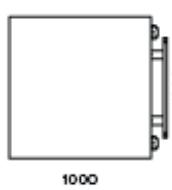
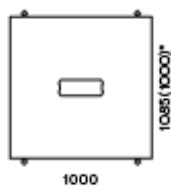

## MEETING TABLE

### Conference & Meeting tables


### Supplementary units



#### 4 seats



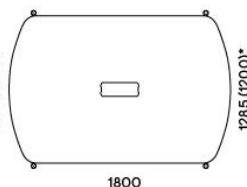

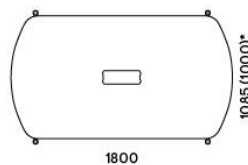
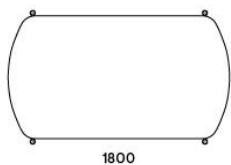
#### 6 seats



### Conference & Meeting tables



#### 6 seats



INTERIA.COM.AU

\*Tabletop depth





# Interia


Creating Work[ing] Spaces

---

 1800 549 852

 [Interia.com.au](http://Interia.com.au)

 [sales@interia.com.au](mailto:sales@interia.com.au)

  
Showroom  
Old Cloisters Building  
200 St. Georges Terrace,  
Perth WA 6000

  
Head Office  
21 - 25 Chisholm Crescent,  
Kewdale WA 6105